



2024 Summer Point in Time Homeward - Polk County CoC

PRESENTER:

PATRICK SCHACHERER, IOWA HMIS DIRECTOR

Summer PIT

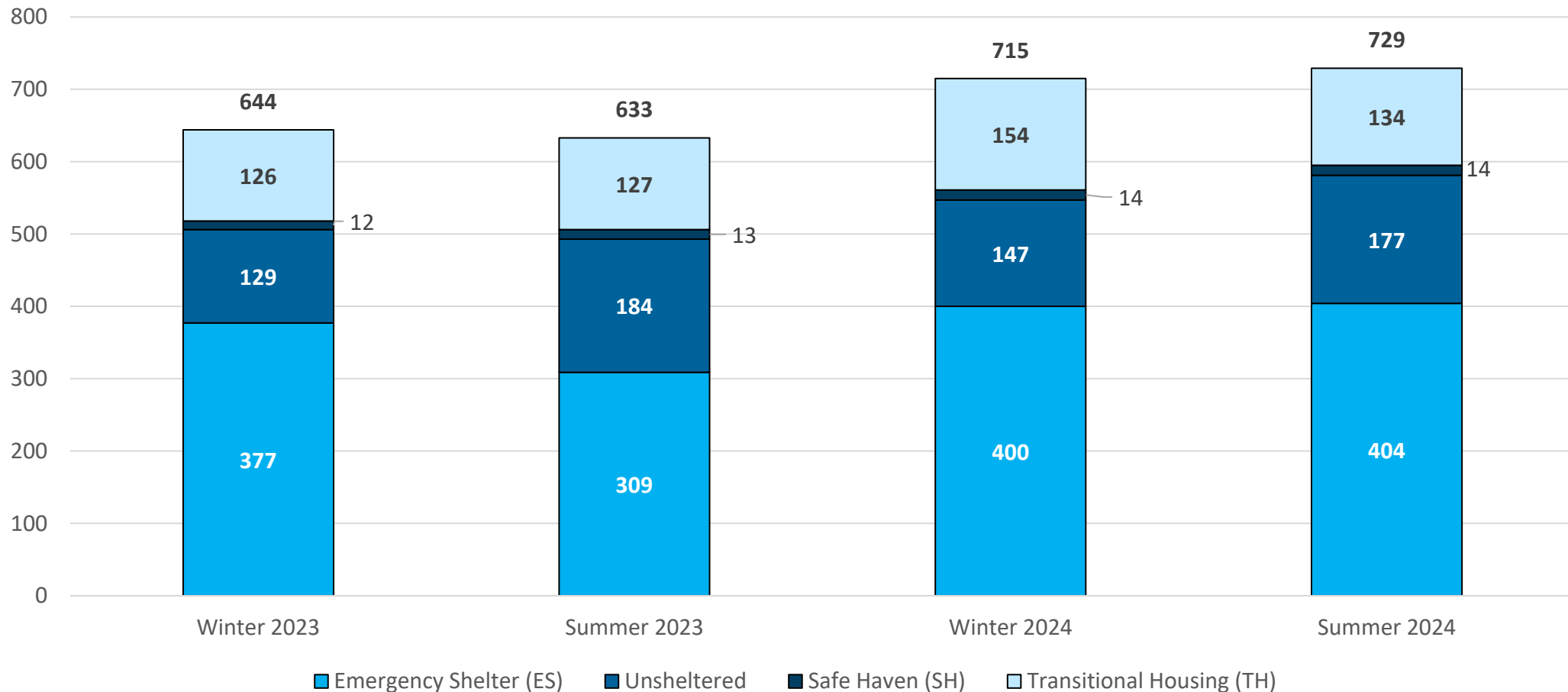
What it is:

- Community-led, voluntary effort to collect unsheltered and sheltered homelessness information
- Collection of data for 24 hours from 12pm on one day (7/31) until 12pm the next day (8/1) to establish sleeping locations of those experiencing unsheltered homelessness

What it is not:

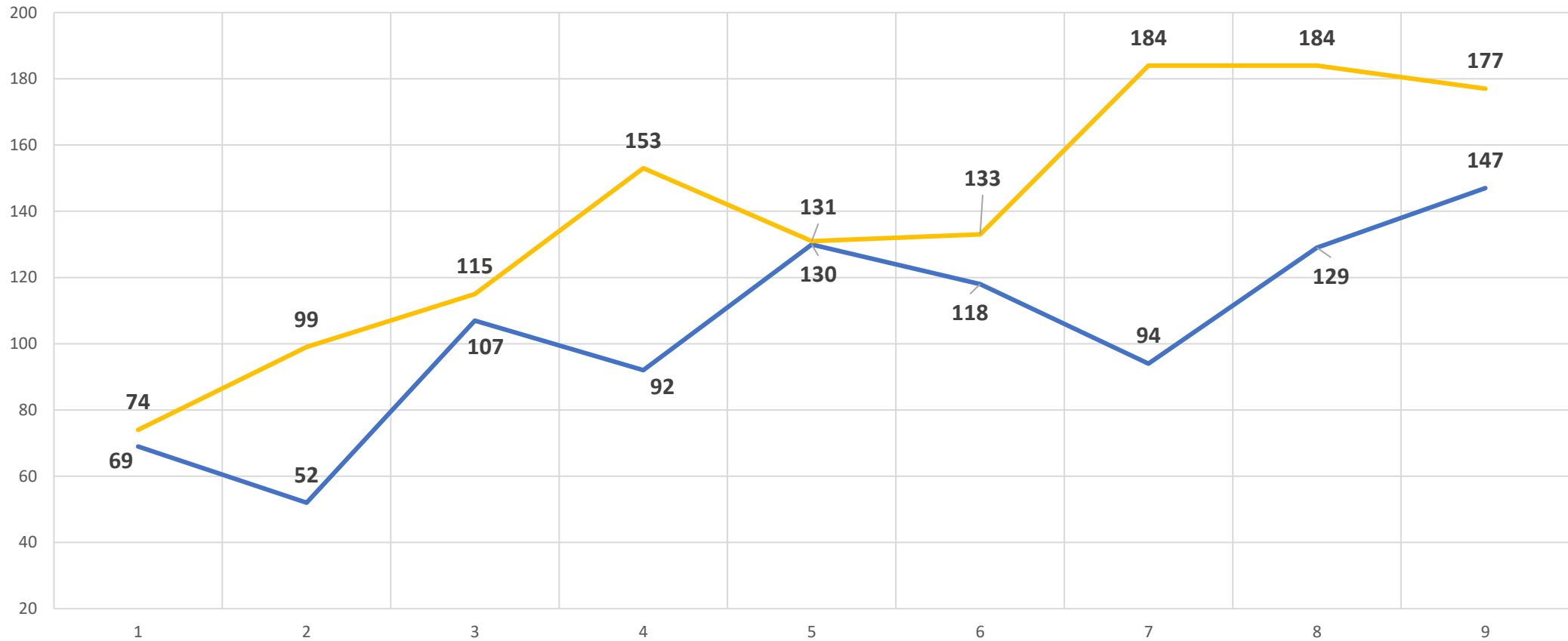
- Collection of data regarding project capacity (total beds, dedicated beds)
- Collection of data regarding permanent housing projects such as Rapid Rehousing, Permanent Supportive Housing, Other Permanent Housing, or Voucher-based interventions such as Section 8

2023, 2024 Point-in-Time Totals



Unsheltered Totals over Time

Winter Unsheltered Total 2013 - 2023



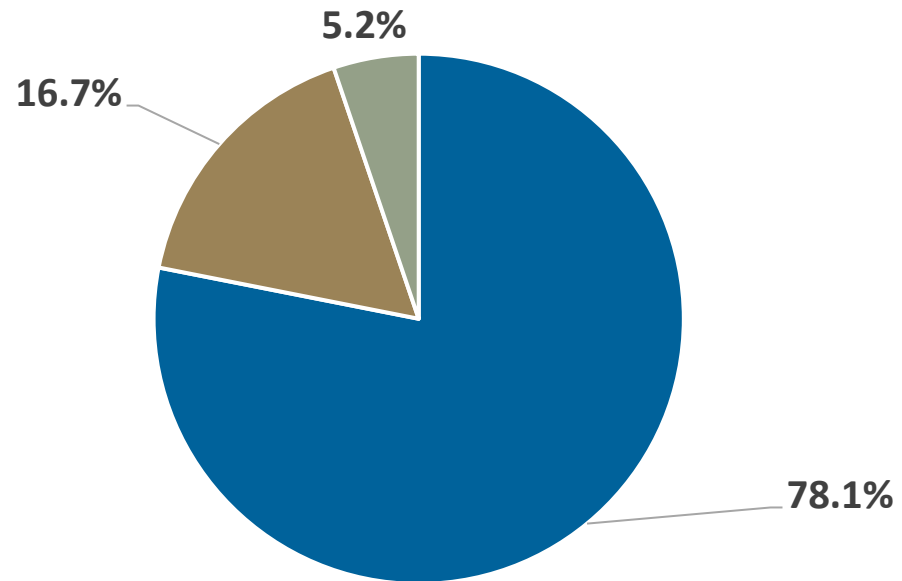
2024 Unsheltered Zip Code Analysis

Data collected from unsheltered responses for Zip Code of Last Permanent Address.
All percentages reflect known values. The percentages below are based on the 114 answers that were collected.



Zip Code of Last Permanent Address

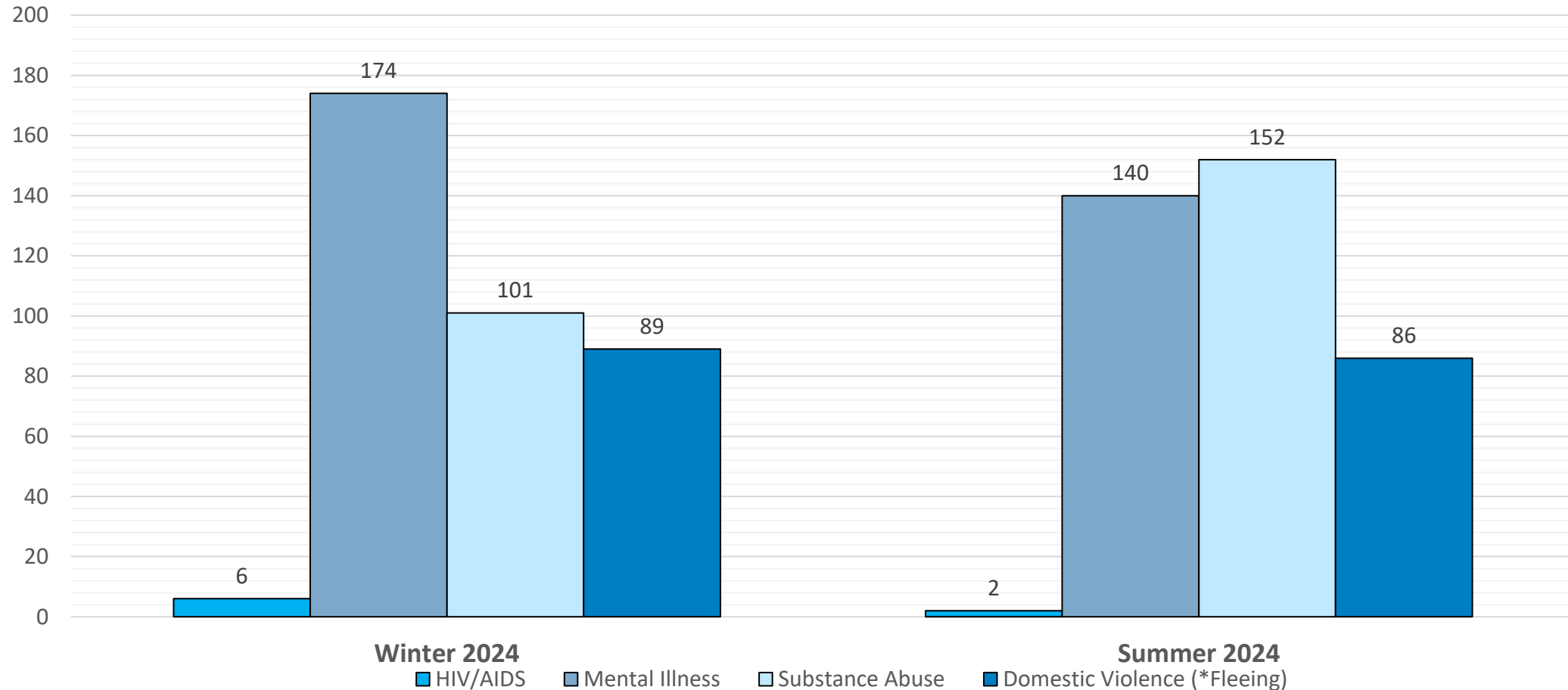
■ Polk County ■ Rest of Iowa ■ Outside of Iowa



Unsheltered/Sheltered Comparison

	Sheltered Singles	Unsheltered Singles	Sheltered Family (Total People)	Unsheltered Family (Total People)
Winter 2024	457	145	110	2
Summer 2024	411	177	141	0

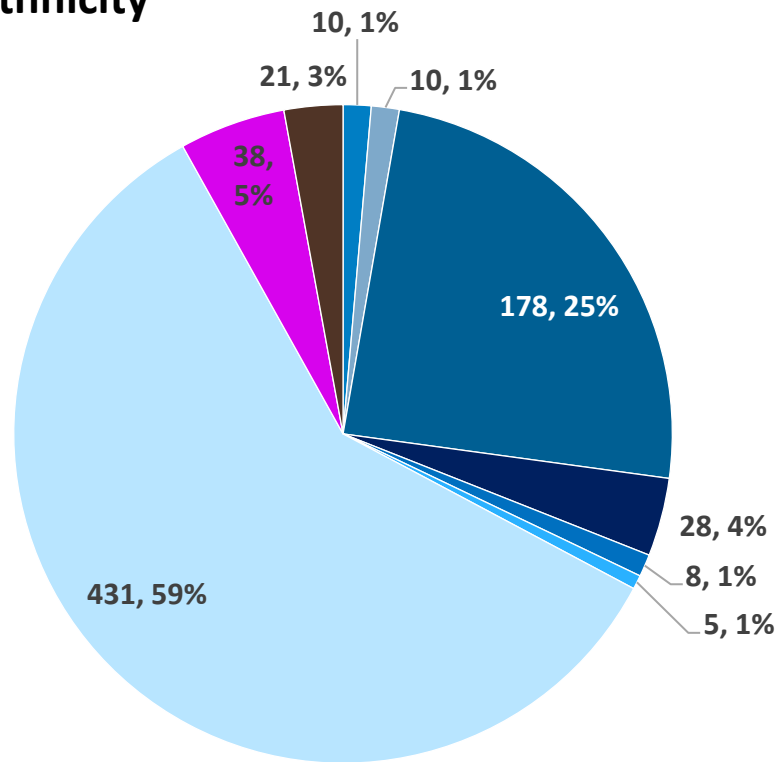
Point-in-Time Subpopulations



Additional Comparisons Race & Ethnicity



Race & Ethnicity

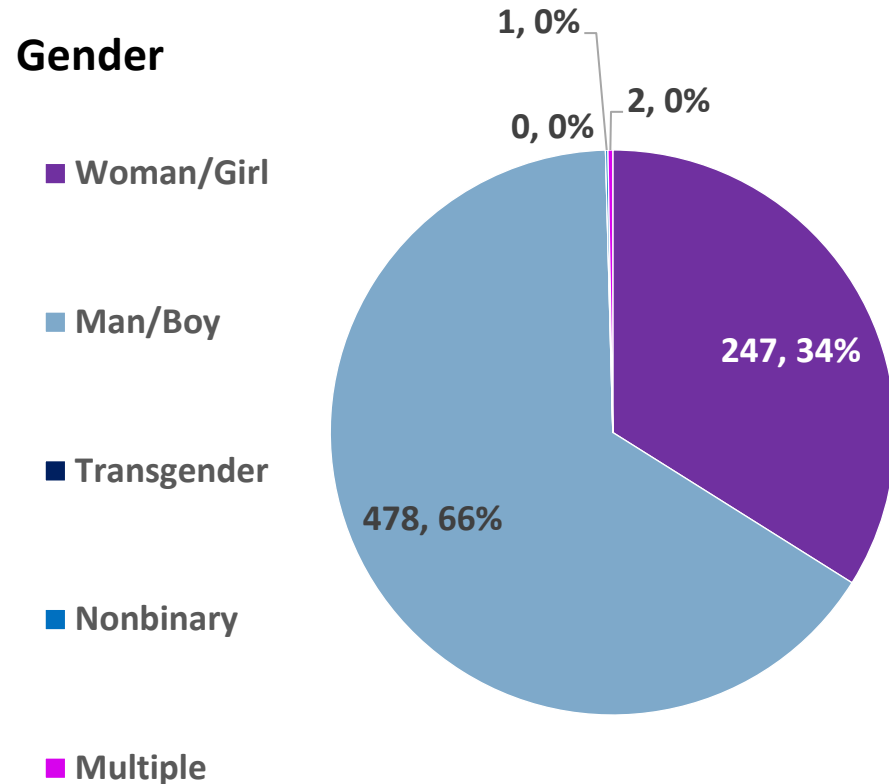


- American Indian
- Asian
- Black or African American
- Hispanic Only
- Middle Eastern
- Pacific Islander
- White
- Multiple
- White and Hispanic

These amounts are combined from ES/TH/SH/Unsheltered Counts

Additional Comparisons

Gender & Age



Age Category	Total	Percent
Under Age 18	88	12%
Persons ages 18 to 24	54	7%
Persons ages 25 to 34	126	17%
Persons ages 35 to 44	173	24%
Persons ages 45 to 54	129	18%
Persons ages 55 to 64	123	17%
Persons over 65	36	5%

These amounts are combined from ES/TH/SH/Unsheltered Counts

Summary

In summary, PIT totals are similar to the 2024 Winter PIT, but represent a substantial increase from the 2023 Summer PIT in the aggregate. The population experiencing unsheltered homelessness has been relatively stable during the past 3 Summer PIT counts, but the sheltered total has increased dramatically from the prior Summer PIT to the current Summer PIT.

Though Polk County has historically been insulated from an aging homeless population, there are reasons for concern. Currently, slightly less than a quarter of the population experiencing homelessness is over the age of 55.

Questions?

Iowa HMIS Director

- Patrick Schacherer: patrick.schacherer@icalliances.org

Iowa HMIS Manager

- KarLee Kearns: karlee.kearns@icalliances.org

Iowa HMIS System Administrators

- Susie McCarragher: susan.mccarragher@icalliances.org
- Kyndra Lobdell: kyndra.lobdell@icalliances.org

HMIS Data Analyst

- Kasperian Kittredge: Kasperian.Kittredge@icalliances.org
- Ehren Stover-Wright: ehren.wright@icalliances.org